

OWNER'S MANUAL



WaterQuest Canoe Models:

14'

14' Square Stern

15.6' Deluxe

15.6' Square Stern



1790 Sun Dolphin Drive
Muskegon, Michigan 49444

phone 231-733-2725

fax 231-739-4502

email klsales@klindustries.com

website www.klindustries.com

The Perfect Family Recreational Canoe

Congratulations on the recent purchase of your new WaterQuest canoe! You have purchased a canoe from one of the nations leading manufacturers of small boats. Your canoe represents years of commitment to product design, excellence in engineering and quality in manufacturing. With proper care and maintenance your canoe should last for many years to come. Please call our helpful and knowledgeable Customer Support Department if you have any questions or concerns.

MATERIALS

Your canoe is manufactured from High Density Polyethylene (HDPE). It is a very durable material. Our specially formulated HDPE has an ultra-violet inhibitor blended throughout the material to reduce color fade and maintain its strength. Polyethylene is a somewhat flexible material with some memory. This means it has a tendency to return to its original molded shape if distorted.

BOAT SET-UP

Recommended Motor & Battery

Square Stern models come equipped with a built-in motor transom designed for an electric trolling motor. Maximum motor size: 40 lb. thrust standard shaft length.

Many trolling motors come with “alligator clips” or “ring connectors” for direct connection to a battery. Recommended battery: 12 Volt DC.

NOTE: Be sure to connect the same color wires together. The RED wire on the plus is positive (+) and the BLACK wire is negative (-). Consult the trolling motor instructions for more details or call Customer Service.

Important: Motors should always be removed when transporting or storing.

Battery Location

The battery may be placed either between the back seat and the stern of the boat or behind the center seat. It is recommended securing the battery to the boat with a strap.

Paperwork

The following documents should come with your new canoe.

Warranty Registration Card

To properly register your boat with KL Industries for warranty validation please fill out the warranty registration form online at www.klindustries.com. Please review our full warranty statement. If you are unable to register your boat online please contact our Customer Support Department at 231-733-2725. The serial number can be found on the outside of the hull in the back just under the gunwale. See Photo #1.




Photo #1 Serial Number Location

Manufacturers Statement of Origin (MSO)

Some states may require a MSO for proper registration of your canoe. Please check with your local dealer or state licensing bureau.

Owners Manual

Keep your owner's manual for future reference. It is a good idea to write down the following information:

Serial Number _____

Date of Purchase _____

Purchased from _____

Applying Decals

Before applying boat registration decals (if required), clean the area with alcohol or any solvent that does not leave a residue. Make sure solvent is put aside and is dry. Using a propane torch, lightly pass the flame back and forth over the area where the decals will be applied. Don't try to heat the surface. This process will enhance the adhesion of the decals.

BEFORE LEAVING SHORE & SAFETY PROCEDURES

- It is recommended to keep paddles onboard even if you are using a motor.
- Make sure the battery weight is distributed evenly onboard.
- Check the weather conditions especially wave conditions in open water. Anticipate changing weather conditions and act accordingly.
- Review the maximum capacities on the capacity plate. Ensure you are safely within these limits.
- Make sure all passengers are wearing Personal Flotation Devices.
- Take an extra paddle.
- Let someone know where you are going and when you will return.

CARE AND MAINTENANCE

With minimal care and maintenance, your boat has been designed to provide you with many years of enjoyment.

- Your canoe can be cleaned with warm water and any standard detergents. More difficult stains, such as brackish watermarks, may be cleaned with a petroleum based cleaner. Read the manufacturers' instructions carefully before using any cleaner.
- Periodically check the integrity of all fasteners to ensure proper use.
- Polyethylene is a somewhat flexible material with some memory. This means it has a tendency to return to its original molded shape if distorted.

If this occurs follow these steps:

1. Relieve the pressure that caused the dent or distortion by supporting the boat differently or removing gear.
2. Place the boat in the warm sun. Usually the south side of a building is the warmest spot. As the boat warms up usually (but not always) the boat will return to its original molded shape. This may take a few hours or a couple of weeks depending upon outside temperatures and the degree of distortion.

STORAGE

- If possible, it is best to store your canoe inside for the winter otherwise store upside down. Do not store the canoe on sawhorses right side up. If it's stored upside down, position the supports about 1/3 of the way in from each end. Do not pile gear on top of the canoe.
- Motors should always be removed when storing.

OPTIONAL ACCESSORIES

ITEM #	ITEM DESCRIPTION
ACPDBK	Paddles (set of 2) <i>This durable and lightweight paddle will help you get where you're going. It has an aluminum shaft with T-handle and an extra tough blade.</i>



Paddles

Order online at www.klindustries.com

Please have serial number available when ordering.

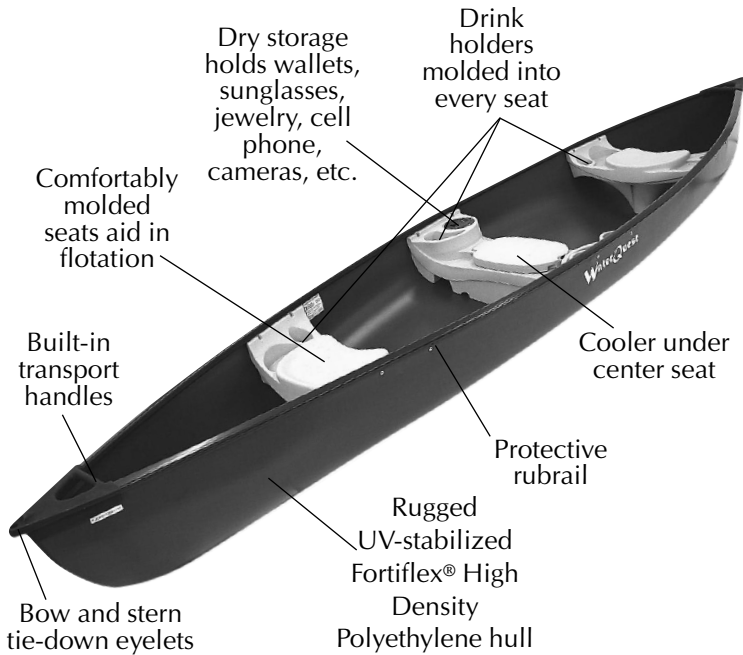
PARTS LIST

CANOE 15.6'	DELUXE AND SQUARE BACK
ITEM #	PRODUCT DESCRIPTION
3913	Rivet for End Cap (requires 10 per end cap)
3914	Rivet for End Cap (requires 1 per end cap)
11880	End Cap - square back
4054	Transom - black (square back only, requires 2)
1635	Black Canoe Rub Rail (requires 2, must ship via truck)
3913	Rivets for Rub Rail (requires 14 per side)
11882	Canoe Bow Seat
3936	Bolt (requires 4)
3849	Nut (requires 4)
11884-85	Canoe Mid Seat W/Lid
3936	Bolt (requires 4)
3849	Nut (requires 4)
11885	Cooler Lid
0229	Latch, Canoe Center Seat
12024	Bolt for latch (requires 1)
0098	Nut for latch (requires 1)
12505	Plug (requires 2)
11883	Canoe Stern Seat
3936	Bolt (requires 4)
3849	Nut (requires 4)
5164	Deck plate - 4" dry storage
15001	Waterquest Decal - Side

CANOE 14'	STANDARD AND SQUARE BACK
ITEM #	PRODUCT DESCRIPTION
11881	End Cap (deluxe requires 2, square back requires 1)
3913	Rivet for End Cap (requires 10 per end cap)
3914	Rivet for End Cap (requires 1 per end cap)
11880	End Cap - square back
4054	Transom - black (square back only, requires 2)
1636	Black Canoe Rub Rail (requires 2, must ship via truck)
3913	Rivets for Rub Rail (requires 14 per side)
21841	Canoe Bow Seat
3936	Bolt (requires 4)
3849	Nut (requires 4)
21840	Canoe Mid Seat W/Lid
3936	Bolt (requires 4)
3849	Nut (requires 4)
12505	Plug (requires 2)
21841	Canoe Stern Seat
3936	Bolt (requires 4)
3849	Nut (requires 4)
15001	Waterquest Decal - Side

Please Choose Your Model

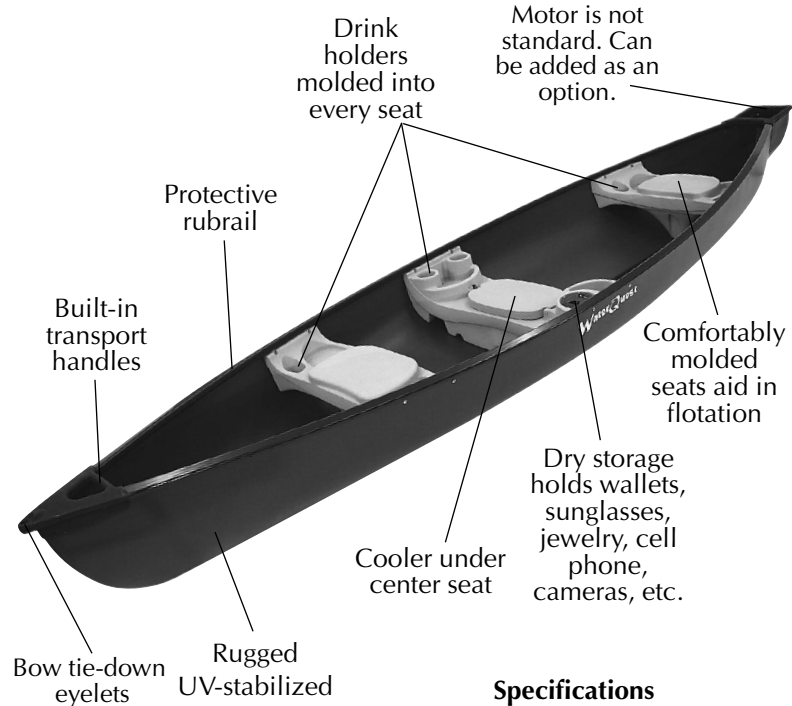
15.6' Deluxe Canoe



Specifications

Length	15'6"	472 cm
Width	42"	107 cm
Height	18.5"	47 cm
Weight	95 lbs.	43 kg
Capacity	800 lbs.	363 kg

15.6' Square Stern Canoe

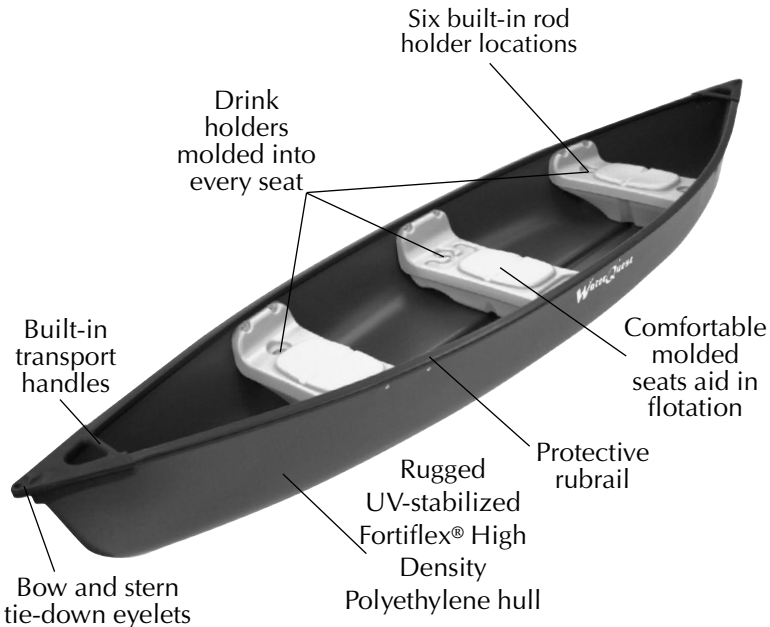


Specifications

Length	15'6"	472 cm
Width	42"	107 cm
Height	18.5"	47 cm
Weight	97 lbs.	43 kg
Capacity	800 lbs.	363 kg

Please Choose Your Model

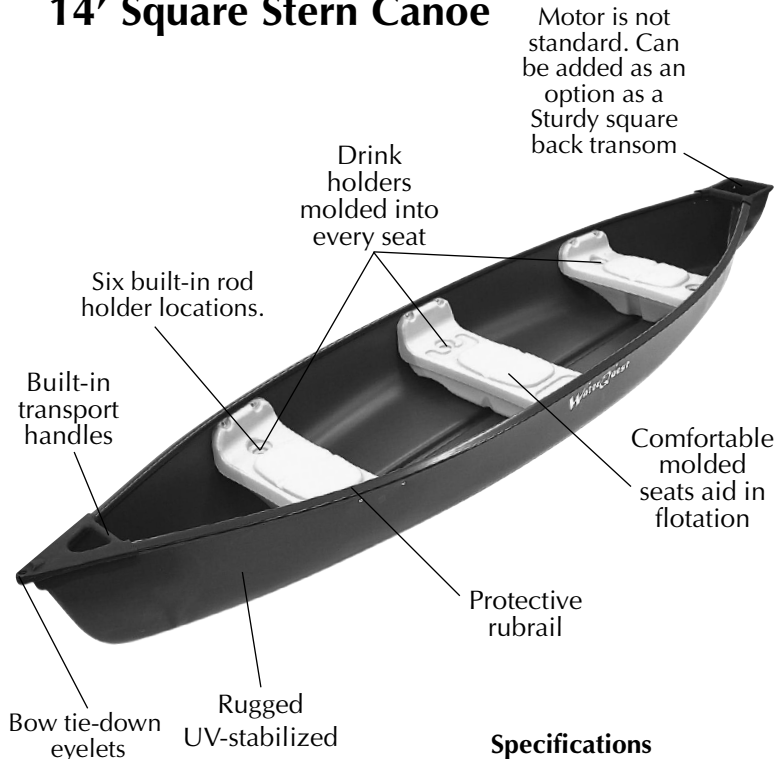
14' Canoe



Specifications

Length	14'	472 cm
Width	38"	97 cm
Height	15.5"	39 cm
Weight	84 lbs.	38 kg
Capacity	765 lbs.	347 kg

14' Square Stern Canoe



Specifications

Length	14'	427 cm
Width	38"	97 cm
Height	15.5"	39 cm
Weight	84 lbs.	38 kg
Capacity	765 lbs.	347 kg

WARRANTY

Please call us at 231-733-2725 if you have questions or a problem with your boat. Do not return the boat to the retailer.

KL Industries, Inc. warrants to the original owner of any KL Industries boat. Any part of the boat that is defective in material or workmanship will be repaired, without charge, at the purchasers' local dealer or at KL Industries.

For personal use, this warranty shall apply for a period of two years on the deck and hull and two years on parts from the date of retail sale. Any warranties from suppliers of component parts supersede KL Industries' warranty. This warranty covers use under normal conditions and does not cover damage caused by accidents, alteration, or misuse.

Freight to and from a local dealer or manufacturing plant is at the owners' expense.

Warranty is not valid unless registration card is returned within 30 days of retail purchase.

Register online at: www.klindustries.com

Warranty