



OWNER'S MANUAL



Water Quest Kayaks

Manufactured by: **KL** INDUSTRIES
1790 Sun Dolphin Drive
Muskegon, Michigan 49444
phone 231-733-2725
fax 231-739-4502
email klsales@klindustries.com
website www.klindustries.com

Dear Customer,

Congratulations on the recent purchase of your new Water Quest kayak manufactured by KL Industries! You have purchased a kayak from one of the nation's leading manufacturers of small boats. Your kayak represents years of commitment to product design, excellence in engineering and quality in manufacturing. With proper care and maintenance, your kayak should last for many years to come. If you have any questions, please call our helpful and knowledgeable Customer Support Department at 800-733-2727.

IMPORTANT INFORMATION TO CONSERVE

Keep your Owner's Manual for future reference. In order to provide you with efficient and accurate service, please have the following information available:

Model and Serial Number _____

Date and Place of Purchase _____

To order parts and accessories visit our website at www.klindustries.com or contact us at 800-733-2727

HOW TO LOCATE YOUR SERIAL NUMBER

The serial number is located on the rear right-hand side of the hull. The number starts with JOK and is 12 digits long.



Photo #1
Serial Number Location

SECURITY MEASURES

⚠️ WARNING

Read the following information before using your kayak. Failure to follow the warning precautions below may lead to serious injury including the possibility of death.

- ⚠️ **Never exceed the maximum weight capacity.**
- ⚠️ **Never exceed your ability:** Access your physical capability as to how long you can paddle and swim.
- ⚠️ **Make sure drain plug is secure.** The drain plug is located on the rear deck. (photo #2)
- ⚠️ **Always familiarize yourself with the body of water where you will be boating:** Learn what hours boating are permitted, whether there are any known hazardous conditions, and where you can get help quickly in case of an emergency or accident.
- ⚠️ **Always abide by Coast Guard regulations and State and Local laws, regulations ordinances and rules concerning boating and boating safety:** Check with Coast Guard and local authorities concerning proper handling and the proper equipment to be carried on board, such as lights and sound-producing devices.
- ⚠️ **Never use or consume alcohol, drugs or any other substance that may affect your coordination, judgment or ability to safely operate the boat.**
- ⚠️ **Sound Device:** The Coast Guard requires boaters to have a means of signaling other boats of their presences. You should always keep a device such as a whistle in the boat at all times. If possible, attach the sound device to your Personal Flotation Device.
- ⚠️ **Never stand up in the boat:** Standing in the boat may cause it to capsize. If the boat should capsize, please note that, in most cases it is far more dangerous to attempt to swim to shore than to stay with the boat.
- ⚠️ **Slippery when wet:** The hull material may be slippery when wet. Always wear slip-resistant shoes.
- ⚠️ **Hypothermia:** Boating accidents in cold water are very dangerous. Hypothermia (the loss of body heat due to immersion in cold waters) can be deadly. Survival time can be as short as 15 minutes in 35 degree F (2 degree C) water. Dress appropriately for weather conditions, wearing a wet or dry suit if necessary.
- ⚠️ **Never allow minors to use this boat without adult supervision.**
- ⚠️ **Always tell someone your boating plans.** Inform others of your boating plans, including where you are going, how long you will be gone and when you expect to return.
- ⚠️ **Never use this boat in severe weather conditions:** Although stable, large waves could cause the boat to overturn.
- ⚠️ **Do not paddle in flood conditions. Never use this boat in rapids or fast moving currents:** This boat is designed for leisure. The boat could be damaged and (or) the occupants could be severely injured should they attempt to utilize it in any other way.
- ⚠️ **Never use this boat after sunset:** This boat is not equipped with horns or lighting equipment required to ensure the safety of its occupants.
- ⚠️ **Always wear a helmet where appropriate.**
- ⚠️ **Always wear a Coast Guard approved Personal Flotation Device (PFD) when using this boat:** Before going boating, read the PFD manufacturer's information pamphlet regarding the PFD and thoroughly familiarize yourself with how the PFD is to be worn.



Photo #2
Drain Plug Location

MATERIAL

Your kayak is manufactured from High Density Polyethylene (HDPE). It is a very durable material. Our specially formulated HDPE has an ultra-violet inhibitor blended throughout the material to reduce color fade and maintain its strength. Polyethylene is a somewhat flexible material with some memory. This means it has a tendency to return to its original molded shape if distorted. All boats are equipped with foam for flotation.

BOAT SET-UP

Adjustable Foot Braces

Raise the foot brace handles and adjust foot braces to desired position. Lower handles to lock in position. Sit-on and 8' models do not come with adjustable foot braces.

Adjustable Seat Back (Deluxe Models Only)

Unhook strap fasteners from eyelets. Adjust straps to desired position. Lock fasteners back into eyelets.

Paddle Holder

Paddle can be secured in bungee paddle straps on right side of hull. The paddle holder for 8' models is formed into the kayak.

Drain Plug

Make sure drain plug is secure.

Manufacturers Statement of Origin (MSO)

You should receive a MSO with your new boat. Some states may require a MSO for proper registration of your boat. Please check with your local licensing bureau.

APPLYING REGISTRATION DECALS

Before applying boat registration decals (if required), clean the area with alcohol or any solvent that does not leave a residue. Make sure the solvent is put aside and the decal area is dry. Using a propane torch, lightly pass the flame back and forth over the area where the decals will be applied. **Don't try to heat the surface.** This procedure will enhance the adhesion of the decals.

BEFORE LEAVING THE SHORE

- △ Make sure your drain plug is secure. The drain plug is located at the rear of the deck.
- △ Passengers should always wear a Personal Flotation Device.
- △ Check for wind conditions, currents or wave conditions that would make it difficult to paddle back.
- △ Always let someone know of your boating plans, your boating location, and when you expect to return.

CARE AND MAINTENANCE

Your kayak is designed to require minimal maintenance, and a little timely care will ensure a lifetime of enjoyment. Whenever you wash your boat, use mild soap and water. Rinse your boat and hardware thoroughly after paddling in salt, brackish or polluted water. A quick rinse of the moving parts of the foot braces keeps them clean and operating smoothly.

Occasional operational checkups will keep your boat in tip top condition. Check hatch covers, cables, buckles, straps and other moving parts for wear, and replace them when necessary. Give your hull and deck a thorough review annually. Light nicks, scratches and scrapes are part of the paddling experiences, but deep scratches should be repaired.

Polyethylene is a somewhat flexible material with some memory. This means it has a tendency to return to its original molded shape if distorted. If this occurs, follow these steps:

1. Relieve the pressure that caused the dent or distortion by supporting the boat differently or removing the gear.
2. Place the boat in the warm sun. Usually the south side of the building is the warmest spot. As the boat warms up, usually (but not always) the boat will return to its original molded shape. This may take a few hours or a couple of weeks depending upon outside temperatures and the degree of distortion.

STORAGE

- Store your kayak on its side. Do not store your boat on its hull.
- To protect your kayak, provide shelter from sun using a tarp suspended above the boat. To prevent excessive heat build-up, do not cover boat with tarp laying directly on its surface. Leave adequate air space to allow for air circulation.
- If possible, it is best to store your kayak inside for the winter. If stored outside, custom mooring covers that prevent water and debris from accumulating are available from local marine dealers.
- When storing your boat, open the drain plug and stand boat on its stern to drain water.
- Don't allow water to accumulate between the deck and hull and freeze. Freezing damages the flotation foam.
- Don't place the boat on 4x4's or sawhorses. Dents will form in the hull.

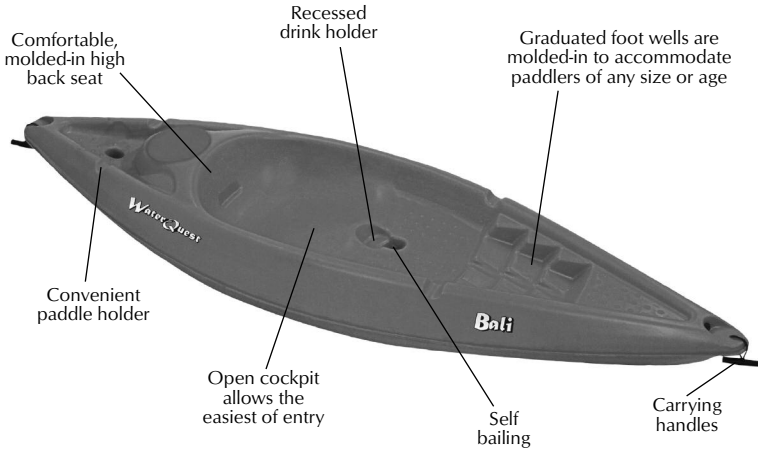
FREQUENTLY ASKED QUESTIONS

- Where is the serial number located? The serial number is located on the rear right-hand side of the hull. The number starts with JOK and is 12 digits long.
- What can I do if dents form in the hull from improper storage? Expose the dents to the warm sunlight, preferably on the south side of a building. As the plastic warms, it will usually (but not always) return to its molded shape. This process may take one day to two weeks.

OPTIONAL ACCESSORIES

ITEM/DESCRIPTION	MODEL
Kayak Paddle The take-a-part two piece paddle is made of durable aluminum construction.	#3771
Spray Skirt Made from coated nylon packcloth with an adjustable waistband and double-stitched seams. Skirt includes rim grip/safety slip technology.	ARKSKR

8' Bali



Please Choose Your Model

8' Bali SS

ALSO FEATURES:

- Lightweight, easy to carry
- Tracks and paddles with ease while offering maximum stability
- Tough polyethylene deck and hull

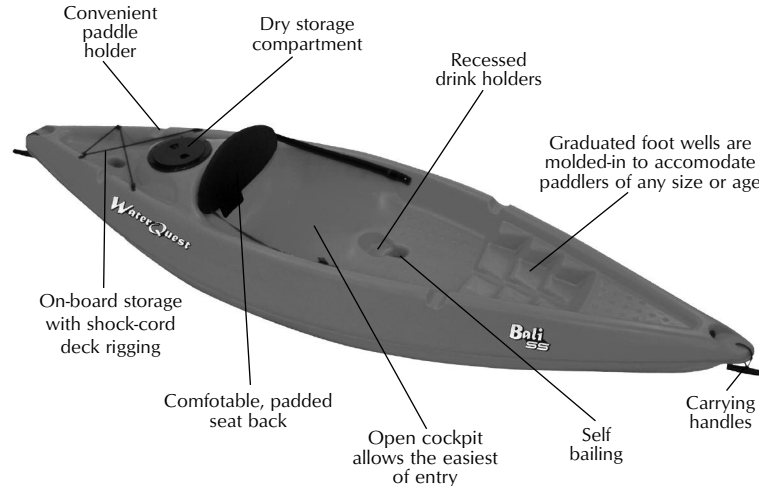
Specifications		
Length	8'	244cm
Width	28"	71cm
Depth	15"	38cm
Weight*	30 lbs.	14kg
Capacity	197 lbs.	89kg

Specifications

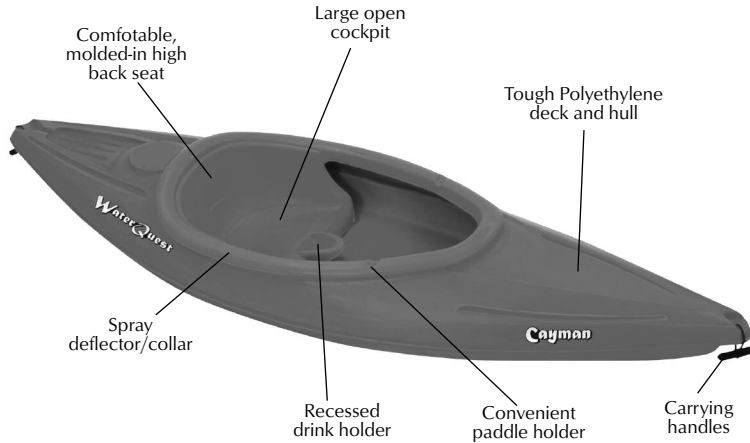
Length	8'	244cm
Width	28"	71cm
Depth	15"	38cm
Weight*	30 lbs.	14kg
Capacity	197 lbs.	89kg

ALSO FEATURES:

- Lightweight, easy to carry
- Tracks and paddles with ease while offering maximum stability
- Tough polyethylene deck and hull



8' Cayman



ALSO FEATURES:

- Lightweight, easy to carry
- Tracks and paddles with ease while offering maximum stability

Specifications		
Length	8'	244cm
Width	28"	71cm
Depth	16"	41cm
Weight*	27 lbs.	12kg
Capacity	260 lbs.	118kg

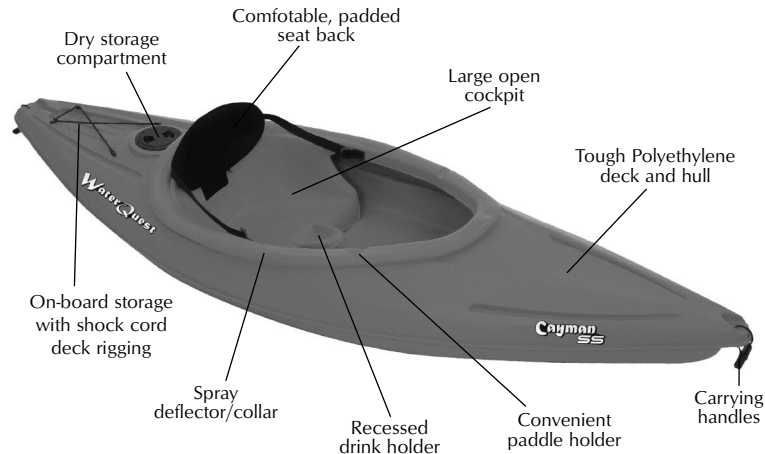
Please Choose Your Model

Specifications		
Length	8'	244cm
Width	28"	71cm
Depth	16"	41cm
Weight*	27 lbs.	12kg
Capacity	260 lbs.	118kg

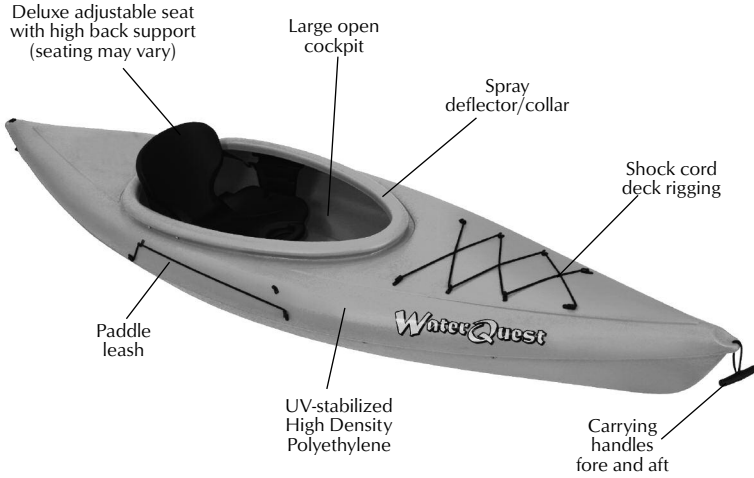
8' Cayman SS

ALSO FEATURES:

- Lightweight, easy to carry
- Tracks and paddles with ease while offering maximum stability



10' Tahiti



ALSO FEATURES:

- Adjustable foot braces
- Hull design is optimum combination of tracking and turning

Specifications

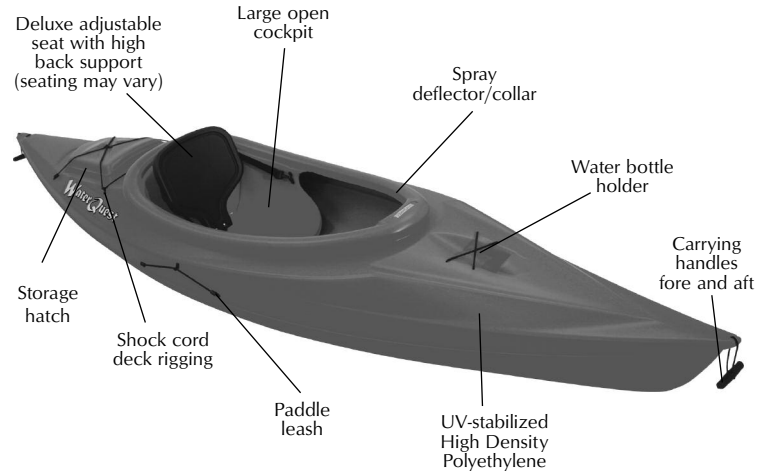
Length	10'	305 cm
Width	30"	76 cm
Height	13"	33 cm
Weight	42 lbs.	19 kg
Capacity	250 lbs.	113 kg

Please Choose Your Model

Specifications

Length	10'	305cm
Width	30"	76cm
Depth	13"	33cm
Weight*	40 lbs.	18kg
Capacity	250 lbs.	113kg

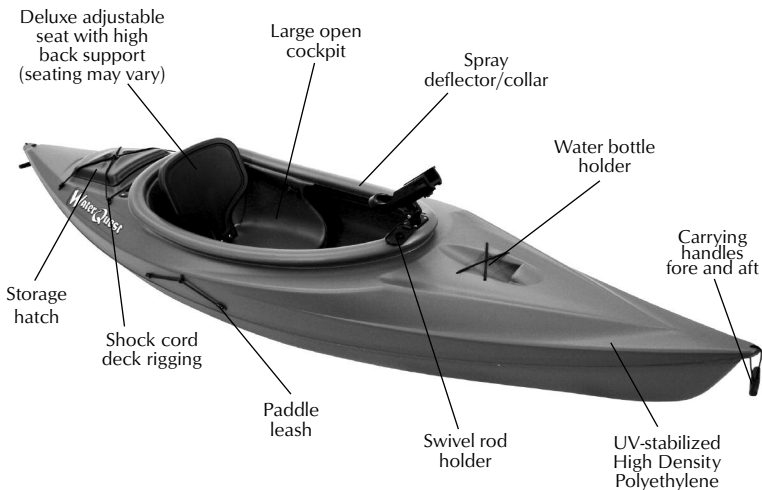
10' Aruba



ALSO FEATURES:

- Adjustable foot braces
- Hull design is optimum combination of tracking and turning

10' Excursion



ALSO FEATURES:

- Adjustable foot braces
- Hull design is optimum combination of tracking and turning
- Two flush mount rod holders

Specifications

Length	10'	305cm
Width	30"	76cm
Depth	13"	33cm
Weight*	41 lbs.	19kg
Capacity	250 lbs.	113kg

PARTS LIST

Please have serial number available when ordering

KAYAKS

11651	Seat Assembly, Kayak (Includes seat base, seat back, and strap with buckles)
0235	Hook for strap
15115	Buckle for hook on strap
0230	Pad Eye for back of seat
3913	Rivet for pad eye; 2 needed per pad eye
11639	Bungee, Paddle Holder (Includes bungee cord and rivet mount)
3465	Cord Assembly, Kayak 27.5 Inch (Includes shock cord rivet mount; 2 required)
3461	Hook, Lash Black
3914	Rivet for Hook (Requires 1)
11630	Kayak Carry Handles with Rope (Requires 2)
12505	Drain Plug (Requires 1)
11613	Footpegs, Kayak Set
15001	Water Quest Decal - Side
3771	Kayak Paddle
ARKSKR	Kayak Spray Skirt

WARRANTY

Please call us at 231-733-2725 if you have questions or a problem with your boat. Do not return the boat to the retailer.

KL Industries, Inc. warrants to the original owner of any KL Industries boat. Any part of the boat that is defective in material or workmanship will be repaired, without charge, at the purchasers' local dealer or at KL Industries.

For personal use, this warranty shall apply for a period of two years on the deck, hull and parts from the date of retail sale. Any warranties from suppliers of component parts supersede KL Industries' warranty. This warranty covers use under normal conditions and does not cover damage caused by accidents, alteration, or misuse.

Freight to and from a local dealer or manufacturing plant is at the owners' expense.

Warranty is not valid unless registration form is returned within 30 days of retail purchase.

Register online at: www.klindustries.com

Warranty