

OWNER'S MANUAL



MADE IN USA



Sun Dolphin

Sportyak Dinghy



1790 Sun Dolphin Drive
Muskegon, Michigan 49444

phone 231-733-2725

fax 231-739-4502

email klsales@klindustries.com

website www.klindustries.com

Affordable Yacht Tender or Cottage Front Rowboat

Congratulations on the recent purchase of your new boat! You have purchased a boat from one of the nations leading manufacturers of small boats. Your boat represents years of commitment to product design, excellence in engineering and quality in manufacturing. With proper care and maintenance your boat should last for many years to come. Please call our helpful and knowledgeable Customer Support Department if you have any questions or concerns.

MATERIALS

Your boat is manufactured from High Density Polyethylene (HDPE). It is a very durable material. Our specially formulated HDPE has an ultra-violet inhibitor blended throughout the material to reduce color fade and maintain its strength. Polyethylene is a somewhat flexible material with some memory. This means it has a tendency to return to its original molded shape if distorted. All boats are equipped with foam for flotation and meet U.S. Coast Guard and NMMA safety standards.




Photo #1 Serial Number Location.

BOAT SET-UP

Paperwork

Warranty Registration Card

To properly register your boat with KL Industries for warranty validation please fill out the warranty registration form online at www.klindustries.com. Please review our full warranty statement. If you are unable to register your boat online please contact our Customer Support Department at 231-733-2725. The serial number can be found on the outside of the hull in the back right corner just under the rubrail. See Photo #1.

Manufacturers Statement of Origin (MSO)

You should receive a MSO with your new boat. Some states may require a MSO for proper registration of your boat. If you plan on putting an electric motor on then it may be necessary to register it. Please check with your local dealer or state licensing bureau.

Owner's Manual

Keep your owner's manual for future reference. It is a good idea to write down the following information:

Serial Number _____

Date of Purchase _____

Purchased from _____

Applying Decals

Before applying boat registration decals, clean the area with alcohol or any solvent that does not leave a residue. Make sure solvent is put aside and is dry. Using a propane torch, lightly pass the flame back and forth over the area where the decals will be applied.

Don't try to heat the surface. This process will enhance the adhesion of the decals.

BEFORE LEAVING SHORE & SAFETY PROCEDURES

- Check the weather and wave conditions.
- Review the maximum capacities on the capacity plate located on the rear port side of the deck. Ensure you are safely within these limits.
- Make sure your drain plugs are secure. See Photo #2.
- Make sure all passengers are wearing Personal Flotation Devices.




Photo #2 Drain Plug Location

CARE AND MAINTENANCE

With minimal care and maintenance, your boat has been designed to provide you with many years of enjoyment.

- HDPE is very impact resistant but it is vulnerable to excess abrasion. Avoid dragging the boat across gravel, asphalt or concrete. If you wear a hole in the boat below the waterline HDPE is very difficult to repair. Nothing sticks to HDPE other than molten HDPE. Most adhesives even those that are very aggressive will only make a temporary bond and probably will not be waterproof.
- Drain any water accumulated between your deck and hull.
- Don't allow water to accumulate between the deck and hull and freeze. Freezing damages the polystyrene flotation foam.
- Your boat can be cleaned with warm water and any standard detergents. More difficult stains, such as brackish watermarks, may be cleaned with a petroleum based cleaner. Read the manufacturers' instructions carefully before using any cleaner.
- If your boat is to be used in salt-water environments, it is suggested that the boat and components be rinsed thoroughly with fresh water after each use.
- Polyethylene is a somewhat flexible material with some memory. This means it has a tendency to return to its' original molded shape if distorted. If this occurs follow these steps:
 1. Relieve the pressure that caused the dent or distortion by supporting the boat differently or removing gear.
 2. Place the boat in the warm sun. Usually the south side of a building is the warmest spot. As the boat warms up usually (but not always) the boat will return to its original molded shape. This may take a few hours or a couple of weeks depending upon outside temperatures and the degree of distortion.

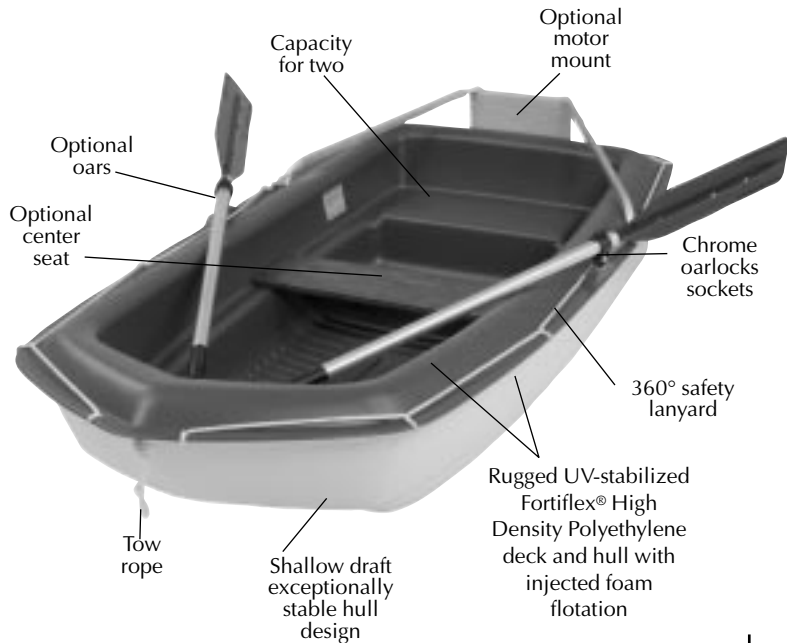
STORAGE

- If possible, it is best to store your pedal boat inside for the winter.
- Make sure all water is drained from between the deck and hull.
- When storing your boat, open the drain plug and stand it up on the stern of the boat to ensure proper drainage or turn it upside down.
- Don't allow water to accumulate between the deck and hull and freeze. Freezing damages the polystyrene flotation foam.
- Don't place the boat on 4x4's or sawhorses. Dents will form in the hull.

FREQUENTLY ASKED QUESTIONS

- 1. Where is the serial number located?** The serial number is located in the back right hand corner on the outside of the hull just under the rubrail. The number will be stamped on a silver plate, starts with JOK and is 12 digits long. See Photo #1.
- 2. There is water inside my boat. Is this normal?** Just like any boat, your boat may take on some water. Because of its flexible nature, a polyethylene boat is prone to accumulate a small amount of water between the deck and hull. Water may accumulate between the deck and hull due to rain, waves and condensation. This is normal, not a defect, and should be drained after each use. Do not return to the retailer. The drain plugs are located in the back of the boat. See Photo #2. Please be sure to secure the drain plugs after draining. Remove battery before draining your boat.
- 3. How should I store my boat in the winter?** See Storage.
- 4. What can I do if dents form in the hull from improper storage?** Expose the dent to warm sunlight preferably on the south side of a building. As the plastic warms it will usually (but not always) return to its molded shape. This process may take one day to two weeks.

Sportyak Features



ALSO FEATURES:

- Meets US Coast Guard Safety Standards

Specifications

Length	85"
Width	42"
Height	16.5"
Weight	55 lbs.
Capacity	325 lbs.

Please have serial number available when ordering

SPORTYAK

12501	Drain Plug 3/4"
12591	Rope 3/8" (per foot; need 25 ft.)
12800	Decal Sun Dolphin
12588	Oarlock Socket - Chrome
12415	Oarlock Plate
12003	Rivet for Oarlock Socket (need 2)
12036	Rivet Burr for Oarlock Socket Rivet (need 2)

PARTS LIST

WARRANTY

Please call us at 231-733-2725 if you have questions or a problem with your boat. Do not return the boat to the retailer.

KL Industries, Inc. warrants to the original owner of any KL Industries boat. Any part of the boat that is defective in material or workmanship will be repaired, without charge, at the purchasers' local dealer or at KL Industries.

For personal use, this warranty shall apply for a period of two years on the deck and hull and two years on parts from the date of retail sale. Any warranties from suppliers of component parts supersede KL Industries' warranty. This warranty covers use under normal conditions and does not cover damage caused by accidents, alteration, or misuse.

Freight to and from a local dealer or manufacturing plant is at the owners' expense.

Warranty is not valid unless registration form is returned within 30 days of retail purchase.

Register online at: www.klindustries.com

Warranty


OPTIONAL ACCESSORIES ORDER FORM

Order Date _____ Phone # (daytime) _____ Email Address _____


Ship To (Name) _____ (Address) _____

Visa/MasterCard # _____ Exp. Date _____

ITEM/DESCRIPTION	MODEL	PRICE*	SHIP*
Center Seat Wooden seat fits across boat to allow for rowing.	12741	25.00	11.00
Motor Mount Attach this sturdy motor mount and forget the oars. Accommodates motors up to 2 hp.	12740	69.00	11.00
Set of Oars Set of 5 1/2' oars allows the boat to be rowed from the rear or center seat. Set includes two oars and two oar horns.	12735	59.00	17.00 (oversized package)



Center Seat



Motor Mount



Set of Oars

Subtotal (price)	
Shipping	
COD Fee (if applicable 7.50)	
Tax (6% in MI)	
Total	

* Prices are subject to change without notice.

